KAYBE®
Right transmission for the future

LAN ACCESSORIES

High quality accessories for reliable connectivity, seamless performance and easy installation.

- PREMIUM QUALITY ACCESSORIES
- RELIABLE CONNECTIVITY & PERFORMANCE
- EASY INSTALLATION & COMPATIBILITY
- DURABLE & LONG LASTING SOLUTIONS

- PATCH PANELS & KEYSTONE JACKS
- MODULAR PLUGS & CONNECTORS
- CABLE MANAGEMENT SOLUTIONS
- BOOTS, PROTECTORS & ACCESSORIES
- INSTALLATION TOOLS

PRODUCT CATALOG

https://kaybenetworking.com/lan-accessories/

PATCH CORDS

1. CAT6 U/UTP AIR SERIES PATCH CABLE
2. CAT6 FTP AIR SERIES PATCH CABLE
3. CAT6 UTP BLAZE SERIES PATCH CABLE
4. CAT6A 10G PATCH CORD SERIES
5. CAT7 10G GRAND S/FTP PATCH CABLE

FACE PLATES

1. SINGLE PORT 86MM FACEPLATE FOR CAT5, CAT6 & CAT6A
2. DOUBLE PORT 86MM FACEPLATE FOR CAT5, CAT6 & CAT6A
3. UK STYLE - ANGULAR SINGLE PORT FACE PLATES FOR CAT6A, CAT7 & CAT8
4. UK STYLE - ANGULAR DOUBLE PORT FACE PLATES FOR CAT6A, CAT7 & CAT8

PATCH PANELS

1. 19” 1U BRUSH MANAGER CABLE MANAGER
2. 19” 1U - 12RINGS METAL CABLE MANAGER
3. CAT6 UTP 24PORT LOADED PATCH PANEL
4. CAT6 UTP 48 PORT LOADED PATCH PANEL

5. CAT6 & CAT6A SHIELDED BLANK PATCH PANEL 24 PORT
6. CAT6 & CAT6A SHIELDED BLANK PATCH PANEL 24 PORT (BC6ABPP24)
7. CAT6A SHIELDED 24PORT LOADED PATCH PANEL
8. KB CAT6 24PORT PATCH PANEL UNLOADED, SHIELDED & UN-SHIELDED

KEYSTONE MODULES

1. CAT.6 UTP KEYSTONE JACK
2. CAT.6 MINI SIZE 180°UTP KEYSTONE JACK TOOLLESS TYPE
3. CAT.6 180° SHIELDED TOOLLESS KEYSTONE JACK
4. CAT.6A 180° KEYSTONE JACKS
5. CAT.6A 180° UN-SHIELDED KEYSTONE JACK
6. CAT.6A 180° SHIELDED TOOLLESS KEYSTONE JACK
7. CAT.6A FTP KEYSTONE TYPE COUPLER
8. KB CAT7 10G GRANDE SERIES - TOOL LESS SHIELDED KEYSTONE JACK -(UL)

CONNECTORS

1. CAT6 SHIELDED & UNSHIELDED MODULAR RJ45 CONNECTORS
2. CAT6A & CAT7 MODULAR PLUGS

PATCH CORDS

PRODUCT NO: C6UTP

DESCRIPTION: CAT6 U/UTP Air Series Patch Cable

The Air Series™ Category 6 UTP patch cords come in 24AWG and 28AWG (Ultra Slim) variants, designed for high-speed data transmission. These cables surpass the performance standards set by TIA/EIA-568B.2, TIA/EIA-568C.2, and IEC 60603-7-4.



PRODUCT ATTRIBUTES

- Our Copper Patch Cords Ensure High Transmission Quality And Guaranteed Bandwidth For Your Network Channel
- Slim Patch Cords Save Space And Feature Flame-Retardant, High-Quality Jackets For Superior Project Performance
- Designed With Snag-Less Relief Boots And 50μ RJ45 Connectors, These Patch Cords Provide The Ideal Solution For Copper Networking.

STRUCTURAL SPECIFICATIONS

Structure	RJ45（8P8C）plug 2pcs+ PVC connector+cat6 network cable
Colors	White & Blue available
Length	0.25m/0.5m/1m/2m3m/5m....up to 100meters
Packing	PE bags, 1pcs/bag
Printing	KAYBE CAT 6 UTP Patch Cord AIR SERIES

CONSTRUCTION DATA SHEET

INNER CONDUCTOR	
Number of pairs	4
Total Number of Conductors	8
Conductor Material	Copper
Wire Gauge	7*0.2mm 24AWG
Elongation	≥15%
INSULATION	
Insulation Material	HDPE
Insulation Diameter	Φ1.0±0.05mm
Elongation	≥300%
Color Cord	Pairs 1: White-Blue & Blue 2: White-Orange & Orange Pair 3: White-Green & Green; Pair 4: White Brown & Brown
STANDARD	
Color cord	TIA/EIA 568B
PAIRED	
Length of Lay	<30mm
CROSS	
Cross Center	PE Cross
OUTER SHEATH	
Sheath Material	FR-PVC / LSZH
Color	White / Blue
Nom. Thickness	0.55mm±0.03mm
Max. overall Diameter	Φ6.0±0.3mm

STANDARDS COMPLIANCE

RoHS Directive 2002/95/EC Compliant
ISO/IEC 60603-7 -4 Compliant
Fluke Pass Verified
10BASE-T, 100BASE-TX Fast Ethernet, And 1000BASE-T /1000BASE-TX (Gigabit Ethernet)

ORDERING INFORMATION AS PER FOLLOWS

PART NO	DESCRIPTION	COLOR
C6UTP-XXXMW	KAYBE CAT 6 UTP Air Series, PVC 24 AWG	White
C6UTP-XXXMBL	KAYBE CAT 6 UTP Air Series, PVC 24 AWG	Blue

XXX = Length of cable from 0.25m up to 100meter
M = Meters
W - white color, BL = Blue

Copyright © 2024 KAYBE Networking

PATCH CORDS

PRODUCT CATEGORY: AIR SERIES

DESCRIPTION: CAT6 FTP Air Series Patch Cable

The Air Series™ Category 6 FTP patch cords, available in 24AWG, are engineered for high-speed data transmission. These cables exceed the performance standards defined by TIA/EIA-568B.2, TIA/EIA-568C.2, and IEC 60603-7-4.

PRODUCT ATTRIBUTES

- Our Copper Patch Cords Ensure Reliable Transmission Quality And Guaranteed Bandwidth For Your Network
- FTP Patch Cords Are Space-Efficient And Feature Flame-Retardant, High-Quality Jackets For Superior Project Performance
- Designed With Snag-Less Relief Boots And RJ45 Connectors, These Patch Cords Provide An Ideal Solution For Copper Networking

STRUCTURAL SPECIFICATIONS

Structure	RJ45（8P8C）plug 2pcs+ PVC connector+cat6 shielded cable
Colors	White & Blue available
Length	0.25m/0.5m/1m/2m3m/5m....up to 100meters
Packing	PE bags, 1pcs/bag
Printing	KAYBE CAT 6 FTP Patch Cord AIR SERIES

CONSTRUCTION DATA SHEET

INNER CONDUCTOR	
Number of pairs	4
Total Number of Conductors	8
Conductor Material	Copper
Wire Gauge	7*0.2mm 24AWG
Elongation	≥15%
INSULATION	
Insulation Material	HDPE
Insulation Diameter	Φ1.0±0.05mm
Elongation	≥300%
Color Cord	Pairs 1: White-Blue & Blue 2: White-Orange & Orange Pair 3: White-Green & Green; Pair 4: White Brown & Brown
STANDARD	
Color cord	TIA/EIA 568B
PAIRED	
Length of Lay	<30mm
CROSS	
Cross Center	PE Cross
OUTER SHEATH	
Sheath Material	FR-PVC / LSZH
Color	White / Blue
Nom. Thickness	0.55mm±0.03mm
Max. overall Diameter	Φ6.0±0.3mm

STANDARDS COMPLIANCE

RoHS Directive 2002/95/EC Compliant
ISO/IEC 60603-7 -4 Compliant
Fluke Pass Verified
10BASE-T, 100BASE-TX Fast Ethernet, And 1000BASE-T /1000BASE-TX (Gigabit Ethernet)

ORDERING INFORMATION AS PER FOLLOWS

PART NO	DESCRIPTION	COLOR
C6FTPXXXMW	KAYBE CAT 6 FTP Air Series, PVC	White

XXX = Length of cable from 0.25m up to 100meter
M = Meters
W - white color, BL = Blue , G = Grey

Copyright © 2024 KAYBE Networking

PATCH CORDS

PRODUCT CATEGORY: **BLAZE SERIES**

DESCRIPTION: **CAT6 UTP Blaze Series Patch Cable**

The BLAZE Series™ Category 6 UTP patch cords, available in 23AWG, are designed for high-speed data transmission in applications such as data centers, LED displays, VOIP, and CCTV. These cables surpass the performance standards set by TIA/EIA-568B.2, TIA/EIA-568C.2, and IEC 60603-7-4.



Available in 5 colors, above image is for illustrative purpose

PRODUCT ATTRIBUTES

- 100% Pure Copper Patch Cords Designed For Higher Frequency Transmission And Lower Loss Than Standard Patch Cords
- Built With Clear Transparent Boots And 50µ Gold-Plated RJ45 Connectors For Superior Connectivity
- Surpasses All ANSI/TIA-568.2-D And ISO 11801 Class EA Electrical Performance Standards For Frequencies Up To 500 MHz (Cat6A)
- Supports POE++ For High-Power Applications

STRUCTURAL SPECIFICATIONS

Structure	RJ45 8P8C plug 2pcs+ PVC connector+Snagless Boot
Colors	Red, Green, Yellow, Orange, Black
Length	0.25m/0.5m/1m/2m3m/5m
Packing	PE bags, 1pcs/bag
Printing	KAYBE CAT 6 UTP Patch Cord BLAZE SERIES

CONSTRUCTION DATA SHEET

INNER CONDUCTOR	
Number of pairs	4
Total Number of Conductors	8
Conductor Material	Copper
Wire Gauge	23AWG
Elongation	≥15%
INSULATION	
Insulation Material	HDPE
Insulation Diameter	Φ1.0±0.05mm
Elongation	≥300%
Color Cord	Pairs 1: White-Blue & Blue 2: White-Orange & Orange Pair 3: White-Green & Green; Pair 4: White Brown & Brown
STANDARD	
Color cord	TIA/EIA 568B
PAIRED	
Length of Lay	<30mm
CROSS	
Cross Center	PE Cross
OUTER SHEATH	
Sheath Material	FR-PVC / LSZH
Color	Red, Green, Yellow, Orange, Black
Nom. Thickness	0.55mm±0.03mm
Max. overall Diameter	Φ6.0±0.3mm

STANDARDS COMPLIANCE

RoHS Directive 2002/95/EC Compliant
ISO/IEC 60603-7 -4 Compliant
Fluke Pass Verified
10BASE-T, 100BASE-TX Fast Ethernet, And 1000BASE-T /1000BASE-TX (Gigabit Ethernet)

ORDERING INFORMATION AS PER FOLLOWS

PART NO	DESCRIPTION	COLOR
C6BLZXXXM	KAYBE CAT 23AWG UTP Blaze Series, PVC	O/G/R/Y/B = Orange, Red, Green, Yellow, Black

XXX = Length of cable from 0.5m to 10meter
M = Meters

Copyright © 2024 KAYBE Networking

PATCH CORDS

PRODUCT CATEGORY: ULTRA SERIES

DESCRIPTION: CAT6A 10G Patch Cord Series

The Ultra Series™ Cat6A 10G patch cords from KAYBE are industrial-grade, designed with a highly durable, heat-resistant boot cover to ensure top performance in both indoor and outdoor environments. These cables are available in UTP and S/FTP twisted pair constructions, supporting transmission frequencies up to 1000MHz.



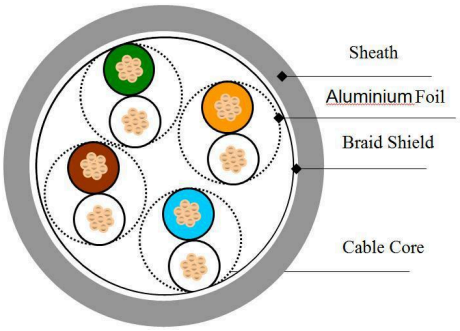

PRODUCT ATTRIBUTES

- **Designed For CAT6A Applications And As Well Industrial Display Signage Solutions**
- **Industrial Grade PVC & LSZH Jacket With Excellent Durability For Indoor & Outdoor USe**
- **Supports 10G BASE-T, 1000BASE-TX, 100BASE-TX, And 10BASE-T Speeds**
- **26 AWG SFTP Cable With 50U" Shielded Connectors**
- **Backward Compatible With Cat6, Cat5, And Cat5e Cable Categories**
- **Compliance To Standards: ANSI/TIA 568-C.2, EN 50173, ISO/IEC 11801**

STRUCTURAL SPECIFICATIONS

Structure	RJ45 (8p8c) plug 2pcs + Cat6A Network Cable
Colors	Black, Blue, Grey Colors options Available
Length	0.5meters to 50meters and more customized sizes are available
Packing	Environment Friendly Polybag - 1pc per bag
Printing	KAYBE (INDIA) CAT6A Patch Cord...

CONSTRUCTION DATA SHEET

INNER CONDUCTOR	
Total Number of Conductors	8
Conductor Material	Annealed Bare Copper
Wire Gauge	26AWG
Conductor Diameter (ø)mm	7 stranded conductors x 0.16mm
INSULATION	
Insulation Material	HDPE
Insulation Diameter	Φ1.0±0.05mm
Elongation	≥300%
Color Cord	Pairs 1: White-Blue & Blue 2: White-Orange & Orange Pair 3: White-Green & Green; Pair 4: White-Brown & Brown
STANDARD	
Color cord	TIA/EIA 568B
CROSS	
4 Pair Laid Up	All of the 4pair twisted together With Separator i.e. Cross Web
SHIELDED	
Polytape	for STP Cable
Al-Mylar Tape	for STP Cable
Braiding	Tinned Copper 64 braids for STP Cable
OUTER SHEATH	
Sheath Material	LSZH Jacket
Color	Black, Blue, Grey Colors options Available
Nom. Thickness	0.58±0.15
Max. overall Diameter	6.2±0.25
ELECTRICAL PARAMETER	
Conductor Resistance at 20*c	≤13.5 Ω/100m
Resistance DC Unbalance	5% (Maximum)
Insulation Resistance	(MΩ·km) ≥ 100
Dielectric Strength	AC-500V for 1 Min

Copyright © 2024 KAYBE Networking

MECHANICAL PERFORMANCE

TENSILE STRENGTH	
Insulation	13.79 N/mm2 (Minimum)
PVC Jacket	10.00 N/mm2 (Minimum)
Heat Shock Test (Pvc Jacketing)	150 ± 2*C X 1 hrs (No Cracks)
Cold Blend Test (Pvc Jacketing)	-15 ± 2*C for 2-3 hrs (No Cracks)

Reference Standard: UL444 & ETL

HIGH FREQUENCY ELECTRICAL PARAMETERS

FREQ (MHz)	INSERT-ION LOSS (dB/100m) Max.	NEXT (dB) Min.	PS.NEXT (dB) Min.	ACRF (dB at 100m) Min.	PS.ACRF (dB at 100m) Min.	Return Loss (dB/100m)
1.0	2.3	65.0	62.0	63.30	60.30	19.00
4.0	4.2	63.0	60.5	51.20	48.20	19.00
8.0	5.8	58.2	55.6	45.20	42.20	19.00
10.0	6.5	56.6	54.0	43.30	40.30	19.00
16.0	8.2	53.2	50.6	39.20	36.20	18.00
20.0	9.2	51.6	49.0	37.20	34.20	17.50
25.0	10.2	50.0	47.3	35.30	32.30	17.00
31.3	11.5	48.4	45.7	33.40	30.40	16.50
62.5	16.4	43.4	40.6	27.30	24.30	14.00
100.0	20.9	39.9	37.1	23.30	20.30	12.00
200.0	30.1	34.8	31.9	17.20	14.20	9.00
250.0	33.9	33.1	30.2	15.30	12.30	8.00
300.0	37.4	31.7	28.8	13.70	10.70	7.20
400.0	43.7	28.7	25.8	11.20	8.20	6.00
500.0	49.3	26.1	23.2	9.30	6.30	6.00

** Transmission Characteristics as per Channel Limit*

Note:- All Materials used in product are ROHS standard compliant (as per directive 2015/863/EU)

ORDERING INFORMATION AS PER FOLLOWS

PART NO	DESCRIPTION	COLOR
C6ASFTPXXXMBL	KAYBE CAT 6A SFTP 10G Ultra LSZH	Blue
C6AUTPxxxMGY	KAYBE CAT6A UTP 10G ULTRA PVC	GREY

XXX = Length of cable from 0.25m up to 100meter drums
M = Meters
BL = Blue , GY = Grey
NOTE: COLORS ARE ON REQUEST AND THE CODE AT THE END OF PART NO WILL BE UPDATED WITH FIRST TWO LETTERS OF THE COLOR NAME

Copyright © 2024 KAYBE Networking

PATCH CORDS

PRODUCT CATEGORY: GRAND SERIES

DESCRIPTION: CAT7 10G Grand S/FTP Patch Cable

The Blaze Series™ Cat7 10G patch cords from KAYBE are industrial-grade, featuring an ultra-durable, heat-resistant boot cover for exceptional performance in both indoor and outdoor environments. Built with UTP and S/FTP twisted pairs, these cables support transmission frequencies up to 1000MHz.

PRODUCT ATTRIBUTES

- **Designed For Category 7 And 7A Applications**
- **Equipped With An LSZH Jacket For Optimal Performance And Durability**
- **Supports 10G BASE-T, 1000BASE-TX, 100BASE-TX, And 10BASE-T Speeds**

STRUCTURAL SPECIFICATIONS

Structure	RJ45（8P8C）plug 2pcs + STP connector + Cat7 Advanced
Colors	Black, Blue, Grey Colors options Available
Length	From 0.5Meter to 20Meter (more sizes are customized)
Packing	Environment Friendly Polybag - 1pc per bag
Printing	KAYBE (INDIA) CAT.7 SFTP PATCH CORD ....

CONSTRUCTION DATA SHEET

INNER CONDUCTOR	
Number of Pairs	4 Pairs
Total Number of Conductors	8
Conductor Material	Annealed Bare Copper
Wire Gauge	23AWG
Conductor Diameter (ø)mm	7 STRANDS X 0.20MM
INSULATION	
Insulation Material	HDPE
Insulation Diameter	Φ1.0±0.05mm
Elongation	≥300%
Color Cord	Pairs 1: White-Blue & Blue 2: White-Orange & Orange Pair 3: White-Green & Green; Pair 4: White-Brown & Brown
STANDARD	
Color cord	TIA/EIA 568B
CROSS	
4 Pair Laid Up	All of the 4pair twisted together With Separator i.e. Cross Web
SHIELDED	
Polytape	100% Coverage
Al-Mylar Tape	100% Coverage
Braiding	Tinned copper 64 braids
OUTER SHEATH	
Sheath Material	LSZH Jacket
Color	Black
Nom. Thickness	0.60mm±0.03mm
Max. overall Diameter	Φ6.50±0.3mm
ELECTRICAL PARAMETER	
Conductor Resistance at 20*c	140.00 Ω/Km (Maximum)
Resistance DC Unbalance	5% (Maximum)
Insulation Resistance	>500.0 MΩ/KM AT 500 VDC
Dielectric Strength	0.700 KV AC for 1 Minute (Withstood)

MECHANICAL PERFORMANCE

TENSILE STRENGTH	
Insulation	13.79 N/mm2 (Minimum)
PVC Jacket	10.00 N/mm2 (Minimum)
Heat Shock Test (Pvc Jacketing)	150 ± 2*C X 1 hrs (No Cracks)
Cold Blend Test (Pvc Jacketing)	-15 ± 2*C for 2-3 hrs (No Cracks)

Copyright © 2024 KAYBE Networking

HIGH FREQUENCY ELECTRICAL PARAMETERS

FREQ (MHz)	INSERT-ION LOSS (dB/100m) Max.	NEXT (dB) Min.	PS.NEXT (dB) Min.	ACRF (dB at 100m) Min.	PS.ACRF (dB at 100m) Min.	Return Loss (dB/100m)
1.0	2.3	65.0	62.0	63.30	60.30	19.00
4.0	4.2	63.0	60.5	51.20	48.20	19.00
8.0	5.8	58.2	55.6	45.20	42.20	19.00
10.0	6.5	56.6	54.0	43.30	40.30	19.00
16.0	8.2	53.2	50.6	39.20	36.20	18.00
20.0	9.2	51.6	49.0	37.20	34.20	17.50
25.0	10.2	50.0	47.3	35.30	32.30	17.00
31.3	11.5	48.4	45.7	33.40	30.40	16.50
62.5	16.4	43.4	40.6	27.30	24.30	14.00
100.0	20.9	39.9	37.1	23.30	20.30	12.00
200.0	30.1	34.8	31.9	17.20	14.20	9.00
250.0	33.9	33.1	30.2	15.30	12.30	8.00
300.0	37.4	31.7	28.8	13.70	10.70	7.20
400.0	43.7	28.7	25.8	11.20	8.20	6.00
500.0	49.3	26.1	23.2	9.30	6.30	6.00

** Transmission Characteristics as per Channel Limit*

Note:- All Materials used in product are ROHS standard compliant (as per directive 2015/863/EU)

ORDERING INFORMATION AS PER FOLLOWS

PART NO	DESCRIPTION	COLOR
KBC7SFTPXXXMBK	KAYBE CAT 7/7A SFTP 10G GRAND LSZH	Black

XXX = Length of cable from 0.25m up to 100meter drums
M = Meters
BK = Black

Copyright © 2024 KAYBE Networking

FACEPLATE

PRODUCT NO.: BFP11W

DESCRIPTION: Single Port 86mm Faceplate for Cat5, Cat6 & Cat6A

The KAYBE Single Port Faceplate offers a sleek and durable solution for housing network jacks or outlets. Designed for easy installation, it ensures a clean, professional finish for any network setup. Ideal for residential, office, or commercial cabling applications.



Schematics drawings

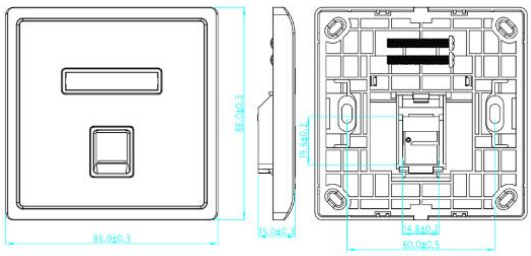

MECHANICAL PARAMETERS

Operating temperature	-10~60°C
Operating humidity	10%~90%RH
Storage temperature	-40°C TO 68°C

PHYSICALS

Plastic Parts	High quality engineering plastic

STANDARDS VERIFICATIONS

ANSI/TIA-568.2-D
ISO/IEC TR 11801-9901-2014
ISO/IEC 60603-7-41
YD/T 926.3-2009

ORDERING INFORMATION AS PER FOLLOWS

PART NO	DESCRIPTION	PACKAGING
BFP11W	Single Port 86mm Faceplate for Cat5, Cat6 & Cat6A	250pcs/ctn

Copyright © 2024 KAYBE Networking

FACEPLATE

PRODUCT NO.: BFP12W

DESCRIPTION: Double Port 86mm Faceplate for Cat5, Cat6 & Cat6A

The KAYBE Dual/Double Port Faceplate provides a neat and organized solution for managing multiple network connections. Its sturdy design allows for easy installation of two jacks or outlets, ensuring a professional look. Ideal for residential, office, and commercial networking setups.



Schematics drawings

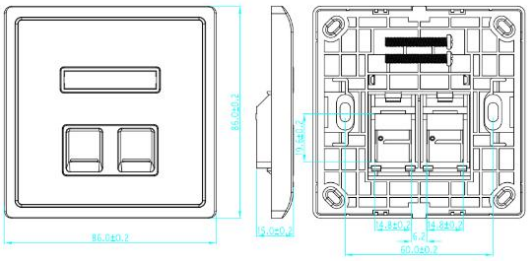

MECHANICAL PARAMETERS

Operating temperature	-10~60°C
Operating humidity	10%~90%RH
Storage temperature	-40°C TO 68°C

PHYSICALS

Plastic Parts	High quality engineering plastic

STANDARDS VERIFICATIONS

ANSI/TIA-568.2-D
ISO/IEC TR 11801-9901-2014
ISO/IEC 60603-7-41
YD/T 926.3-2009

ORDERING INFORMATION AS PER FOLLOWS

PART NO	DESCRIPTION	PACKAGING
BFP12W	Double Port 86mm Faceplate for Cat5, Cat6 & Cat6A	250pcs/ctn

Copyright © 2024 KAYBE Networking

FACEPLATE

PRODUCT NO.: BFP21AW

DESCRIPTION: UK Style - Angular Single port Face Plates for Cat6A, Cat7 & Cat8

The KAYBE UK Style Angular Single Port Faceplate is designed for Cat6A, Cat7, and Cat8 networks, ensuring high-speed connectivity. Its angled design reduces cable strain, providing a secure and efficient installation. Ideal for professional networking in residential, office, and commercial environments.

Schematics drawings

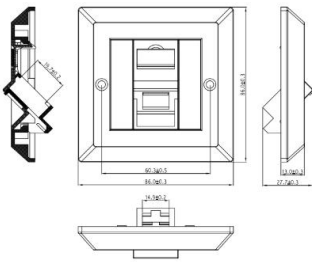

MECHANICAL PARAMETERS

Operating temperature	-10~60°C
Operating humidity	10%~90%RH
Storage temperature	-40°C TO 68°C

PHYSICALS

Plastic Parts	High quality engineering plastic
Spring	SUS304

STANDARDS VERIFICATIONS

ANSI/TIA-568.2-D
ISO/IEC TR 11801-9901-2014
ISO/IEC 60603-7-41

ORDERING INFORMATION AS PER FOLLOWS

PART NO	DESCRIPTION	PACKAGING
BFP21AW	UK Style - Angular Single port Face Plates for Cat6A, Cat7 & Cat8	250pcs/ctn

Copyright © 2024 KAYBE Networking

FACEPLATE

PRODUCT NO.: BFP22AW

DESCRIPTION: UK Style - Angular Double port Face Plates for Cat6A, Cat7 & Cat8

The KAYBE UK Style Angular Double Port Faceplate is designed for Cat6A, Cat7, and Cat8 networks, offering reliable high-speed connectivity. Its angled design minimizes cable strain and ensures a secure, professional installation. Ideal for structured cabling in residential, office, and commercial environments.

Schematics drawings

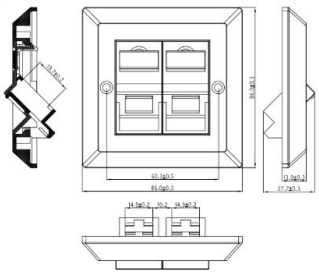

MECHANICAL PARAMETERS

Operating temperature	-10~60°C
Operating humidity	10%~90%RH
Storage temperature	-40°C TO 68°C

PHYSICALS

Plastic Parts	High quality engineering plastic
Spring	SUS304

STANDARDS VERIFICATIONS

ANSI/TIA-568.2-D
ISO/IEC TR 11801-9901-2014
ISO/IEC 60603-7-41

ORDERING INFORMATION AS PER FOLLOWS

PART NO	DESCRIPTION	PACKAGING
BFP22AW	UK Style - Angular Double port Face Plates for Cat6A, Cat7 & Cat8	250pcs/ctn

Copyright © 2024 KAYBE Networking

BRUSH PANEL

PRODUCT NO.: BBPM01

DESCRIPTION: 19” 1U Brush Manager Cable Manager

The KAYBE 19” 1U Brush Cable Manager is designed to keep your rack cables organized and dust-free. Featuring a durable metal frame with a brush strip, it allows easy cable routing while maintaining airflow and preventing dust buildup. Ideal for data centers and network racks, it ensures a clean, efficient, and professional cable management solution.

Schematics drawings

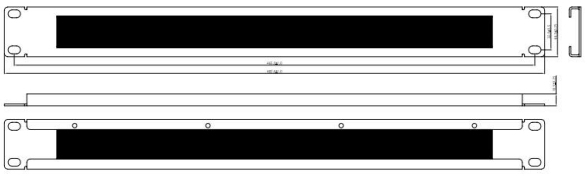

PRODUCT ATTRIBUTES

- Available In Both Metal And Brush Variations
- Ensures Tidy And Organized Patch Cable Management
- Supports Horizontal Cable Routing
- Compatible With 19” Racks And Cabinets For Easy Installation

PRODUCT SPECIFICATIONS

SPCC cold rolled steel + PA Brush
1.5mm thickness
483 * 44.3 * 9 mm

ENVIRONMENTAL PARAMETERS

Operating Temperature Range	-10°C-+60°C
Storage Temperature Range	-40°C-70°C
Operating Humidity Range	10%-90%

MECHANICAL PARAMETERS

Front Frame	Cold-rolled steel, SPCC,T=1.5mm, with plastic powder coating, RAL9004

ORDERING INFORMATION AS PER FOLLOWS

PART NO	DESCRIPTION	PACKAGING
BBPM01	19” 1U Brush Manager Cable Manager	15pcs/ctn

Copyright © 2024 KAYBE Networking

CABLE MANAGER 12RINGS

PRODUCT NO.: CBM-12

DESCRIPTION: 19” 1U - 12Rings Metal Cable Manager

The KAYBE 19” 1U 12-Ring Metal Cable Manager provides efficient cable organization and routing for rack-mounted systems. Its durable metal construction ensures stability and long-lasting performance. Ideal for maintaining a neat and organized data center or server rack setup.

PRODUCT ATTRIBUTES

- Available In Both Metal And Brush Variations
- Ensures Tidy And Organized Patch Cable Management
- Supports Horizontal Cable Routing
- Compatible With 19” Racks And Cabinets For Easy Installation

PRODUCT SPECIFICATIONS

SPCC cold rolled steel
1.2 - 1.8mm thickness (Body - 1.2mm, Ring - 1.8mm)
483 * 44.45 * 63.12 mm

ENVIRONMENTAL PARAMETERS

Operating Temperature Range	-10°C-+60°C
Storage Temperature Range	-40°C-70°C
Operating Humidity Range	10%-90%

MECHANICAL PARAMETERS

Front Frame	Cold-rolled steel, SPCC,T=1.5mm, with plastic powder coating, RAL9004

ORDERING INFORMATION AS PER FOLLOWS

PART NO	DESCRIPTION	PACKAGING
CBM-12	19” 1U - 12Rings Metal Cable Manager	15pcs/ctn

Copyright © 2024 KAYBE Networking

PATCH PANEL - LOADED

PRODUCT NO.: BC6UPP24L1

DESCRIPTION: CAT6 UTP 24Port Loaded Patch Panel

The KAYBE CAT6 UTP 24-Port Loaded Patch Panel ensures reliable and organized network connectivity for high-speed data transmission. Pre-loaded with CAT6-compliant ports, it provides seamless performance and easy cable management. Ideal for data centers, server rooms, and structured cabling systems.



Schematics drawings

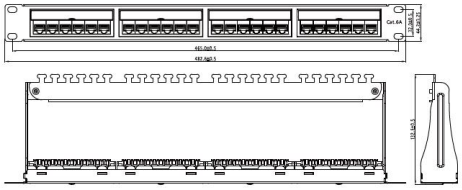

PRODUCT ATTRIBUTES

- Utilizes Six-Port RJ45 Modules
- Includes ID Stripes For Easy Port Identification
- Facilitates Seamless Cable Routing Into Vertical Cable Managers
- Minimizes The Requirement For Horizontal Front Cable Management Bars

PRODUCT SPECIFICATIONS

Identification	I.D. Plate: PVC. Transparent Colour Paper
Panel	SPCC. 1.5 mm thickness with Black Colour painted Housing: PBT + GF,UL 94V-0
RJ45 Jack	Material: Phosphor Bronze with Nickel plated Finish: 50 micro-inch Gold plated over nickel plated
RJ45 Jack Contact	Housing: PC +GF,UL 94 V-2,Terminal: Phosphor Bronze with Tin plated ABS, UL 94V-0
IDC	SPCC,1.5mm thickness,painted in black

ELECTRICAL PARAMETERS

Current Rating	1.5 Amps
Insulation Resistance	≥ 500 MΩ
Contact Resistance	≤20 mΩ
DC Resistance	≤ 0.3 Ω
DC/AC Volt Endurance	DC1000V/AC750V 1min

MECHANICAL PARAMETERS

Mating cycles	750 cycles minimum
IDC mating cycles	200 cycles minimum
Operating temperature	-10~60°C
Operating humidity	10%~90%RH
Storage temperature	-40°C TO 68°C

PHYSICALS

Panel Frame	SPCC powder coating in black color
Plastic Parts	High quality engineering plastic
PCB	FR-4, 1.6mm Thickness
Jack Wire	0.35 mm Phosphor bronze gold over nickel plating
IDC conductor	0.5mm Phosphor bronze, tin-plating
Contact compatibility	accommodate 23 to 26 AWG solid
TIA Cat.6A Perm.Link Test	Worst Pair NEXT Headroom ≥2.0dB

STANDARDS VERIFICATIONS

ANSI/TIA-568.2-D
ISO/IEC TR 11801-9901-2014
ISO/IEC 60603-7-41

ORDERING INFORMATION AS PER FOLLOWS

PART NO	DESCRIPTION	PACKAGING
BC6UPP24L1	CAT6 UTP 24Port Loaded Patch Panel	15pcs/ctn
BC6AUPP24L3	CAT6A UTP 24Port Loaded Patch Panel	10pcs/ctn

Copyright © 2024 KAYBE Networking

PATCH PANEL - LOADED

PRODUCT NO.: BC6UPP48L2

DESCRIPTION: CAT6 UTP 48Port Loaded Patch Panel

The KAYBE CAT6 UTP 48-Port Loaded Patch Panel provides high-density network connectivity with reliable performance for high-speed data transmission. Designed for easy cable management, it ensures seamless integration into structured cabling systems. Ideal for data centers, server rooms, and enterprise networks.

Schematics drawings

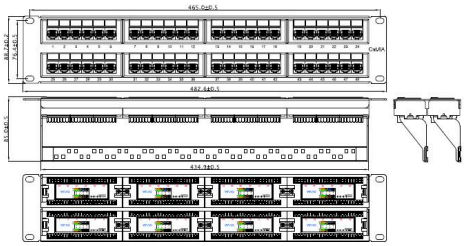

PRODUCT ATTRIBUTES

- Utilizes Six-Port RJ45 Modules
- Includes ID Stripes For Easy Port Identification
- Enhanced Cable Organization With An Optional Cable Management Bar (Available In Simple Or "T" Slot Types)
- Universal Labels With Color Coding For Both T568A And T568B Wiring Standards

PRODUCT SPECIFICATIONS

Identification	I.D. Plate: PC, Transparent Color with Paper
Panel	SPCC. 1.6 mm thickness with Black (RAL 9005) Colour painted
RJ45 Jack	Housing: PBT+ Glass Fiber UL94V-0 Contact Bracket: PBT+Glass Fiber, UL94V-0, Black Color
RJ45 Jack Contact	Material: Phosphor Bronze with Nickel plated Finish: 50 micro-inch Gold plated on Plug contact area
IDC	Housing: PC, UL94V-2 Terminal: Phosphor Bronze with Tin plated
Jack Bracket Set	ABS
Support Bar	SPCC, 1.6 mm thickness with Black (RAL 9005) Colour painted

ELECTRICAL PARAMETERS

Current Rating	1.5 Amps
Insulation Resistance	≥ 500 MΩ
Contact Resistance	≤20 mΩ
DC Resistance	≤ 0.3 Ω
DC/AC Volt Endurance	DC1000V/AC750V 1min

MECHANICAL PARAMETERS

Mating cycles	750 cycles minimum
IDC mating cycles	200 cycles minimum
Operating temperature	-10~60°C
Operating humidity	10%~90%RH
Storage temperature	-40°C TO 68°C

PHYSICALS

Panel Frame	SPCC powder coating in black color
Plastic Parts	High quality engineering plastic
PCB	FR-4, 1.6mm Thickness
Jack Wire	0.35 mm Phosphor bronze gold over nickel plating
IDC conductor	0.5mm Phosphor bronze, tin-plating
Contact compatibility	accommodate 23 to 26 AWG solid
TIA Cat.6A Perm.Link Test	Worst Pair NEXT Headroom ≥2.0dB

STANDARDS VERIFICATIONS

ANSI/TIA-568.2-D
ISO/IEC TR 11801-9901-2014
YD/T 926.3-2009
ISO/IEC 60603-7-41

ORDERING INFORMATION AS PER FOLLOWS

PART NO	DESCRIPTION	PACKAGING
BC6UPP48L2	CAT6 UTP 48Port Loaded Patch Panel	15pcs/ctn
BC6AUPP48L4	CAT6A UTP 48Port Loaded Patch Panel	10pcs/ctn

Copyright © 2024 KAYBE Networking

PATCH PANEL - UNLOADED

PRODUCT NO.: BC6ABPP24-S2

DESCRIPTION: CAT6 & CAT6A Shielded Blank Patch Panel 24 port

The KAYBE CAT6 & CAT6A Shielded Blank 24-Port Patch Panel offers a robust solution for high-speed, interference-free networking. Its shielded design enhances signal integrity, reducing EMI for optimal performance. Ideal for data centers and enterprise networks requiring secure and efficient cable management.

Schematics drawings

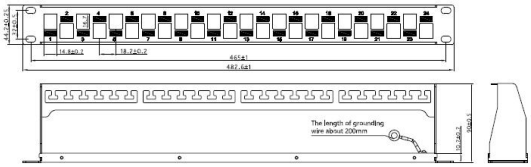

PRODUCT ATTRIBUTES

- Entire Steel 24 Ports FTP Blank Patch Panel. FTP Cat.6 Or Cat.5e Or Cat.6A Keystone Jacks Can Be Assembled On This Panel.
- The Cable Manager Is Combined In This Patch Panel. All Kinds Of Cables With Different Dimensions Can Be Fixed On The Patch Panel.
- Fit For Horizontal Distribution In The Equipments Room And Equipments Connecting.

PRODUCT SPECIFICATIONS

Entire steel outer frame, with plastic powder coat finish

Colour of Product: Black

STANDARDS VERIFICATIONS

ANSI/TIA-568.2-D

ISO/IEC 11801 :2002/Amd.2:2010

ISO/IEC 60603-7-51

ORDERING INFORMATION AS PER FOLLOWS

PART NO	DESCRIPTION	PACKAGING
BC6ABPP24-S2	CAT6 & CAT6A Shielded Blank Patch Panel 24 port	10pcs/ctn

Remark: The part number of this product has been updated from its previous part number which was BC6ABPP24T2

Copyright © 2024 KAYBE Networking

PATCH PANEL - UNLOADED

PRODUCT NO.: BC6ABPP24

DESCRIPTION: CAT6 & CAT6A Shielded Blank Patch Panel 24 port

The KAYBE CAT6 & CAT6A Shielded Blank 24-Port Patch Panel offers a robust solution for high-speed, interference-free networking. Its shielded design enhances signal integrity, reducing EMI for optimal performance. Ideal for data centers and enterprise networks requiring secure and efficient cable management.

PRODUCT ATTRIBUTES

- Entire Steel 24 Ports FTP Blank Patch Panel. FTP Cat.6 Or Cat.5e Or Cat.6A Keystone Jacks Can Be Assembled On This Panel.
- The Cable Manager Is Combined In This Patch Panel. All Kinds Of Cables With Different Dimensions Can Be Fixed On The Patch Panel.
- Fit For Horizontal Distribution In The Equipments Room And Equipments Connecting.

PRODUCT SPECIFICATIONS

Entire steel outer frame, with plastic powder coat finish

Colour of Product: Black

STANDARDS VERIFICATIONS

ANSI/TIA-568.2-D

ISO/IEC 11801 :2002/Amd.2:2010

ISO/IEC 60603-7-51

ORDERING INFORMATION AS PER FOLLOWS

PART NO	DESCRIPTION	PACKAGING
BC6ABPP24-S1	CAT6 & CAT6A Shielded Blank Patch Panel 24 port	10pcs/ctn
BC6ABPP24-S2	CAT6 & CAT6A Shielded Blank Patch Panel 24 port, jaggered ports	10pcs/ctn

Copyright © 2024 KAYBE Networking

PATCH PANEL - LOADED

PRODUCT NO.: BC6APP24LM1

DESCRIPTION: CAT6A Shielded 24PORT Loaded Patch Panel

The KAYBE CAT6A Shielded 24-Port Loaded Patch Panel ensures high-speed, interference-free data transmission with enhanced shielding against EMI. Pre-loaded with CAT6A-compliant ports, it delivers reliable performance for 10GbE networks. Ideal for data centers, enterprise networks, and structured cabling systems.



Schematics drawings

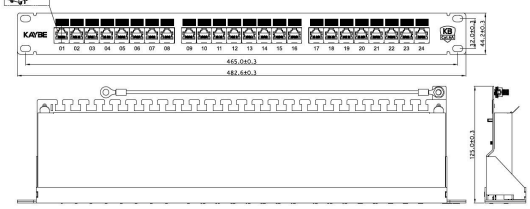

PRODUCT ATTRIBUTES

- Utilizes Eight-Port RJ45 Modules
- Includes ID Stripes For Easy Port Identification
- Enhanced Cable Organization With An Optional Cable Management Bar (Available In Simple Or "R" Slot Types)
- Universal Labels With Color Coding For Both T568A And T568B Wiring Standards

PRODUCT SPECIFICATIONS

Identification	Silk Printing in White Color on Black Panel
Panel	SPCC. 1.6 mm thickness with Black (RAL 9005) Colour painted
RJ45 Jack	Housing: PBT+ Glass Fiber UL94V-0 Contact Bracket: PBT+Glass Fiber, UL94V-0, Black
RJ45 Jack Contact	Material: Phosphor Bronze with Nickel plated Finish: 50 micro-inch Gold plated on Plug contact area Housing: PBT+ Glass Fiber UL94V-0 Terminal: Phosphor Bronze with Tin plated
IDC	ABS
Jack Bracket Set	SPCC, 1.6 mm thickness with Black (RAL 9005) Colour painted

ELECTRICAL PARAMETERS

Current Rating	1.5 Amps
Insulation Resistance	≥ 500 MΩ
Contact Resistance	≤10 mΩ
DC Resistance	≤ 0.1 Ω
DC/AC Volt Endurance	DC1000V/AC750V 1min

MECHANICAL PARAMETERS

Plug Insertion Life	≥750 Cycles WITH FCC COMPLIANT RJ-45 PLUG
Plug & Jack Contact Force	≥100 Grams WITH FCC COMPLIANT RJ-45 PLUG
Plug Retention Force	≥ 11 lbf
Durability	200 Termination Cycles
Operating temperature	-10~60°C
Operating humidity	10%~90%RH
Storage temperature	-40°C TO 68°C

PHYSICALS

Panel Frame	SPCC powder coating in black color
Plastic Parts	High impact flame retardant plastic, UL 94V-0 rated
PCB	FR-4, 1.6mm Thickness
Jack Wire	0.35 mm Phosphor bronze gold over nickel plating
IDC conductor	0.5mm Phosphor bronze, tin-plating
Contact compatibility	Accommodates 26 to 23 AWG solid

STANDARDS VERIFICATIONS

ANSI/TIA-568-C.2
ISO/IEC 11801 :2002/Amd.2:2010
YD/T 926.3-2009
ISO/IEC 60603-7 COMPLIANT
RoHS directive 2002/95/EC compliant

ORDERING INFORMATION AS PER FOLLOWS

PART NO	DESCRIPTION	PACKAGING
BC6APP24LM1	CAT6A Shielded 24PORT Loaded Patch Panel	10pcs/ctn

Copyright © 2024 KAYBE Networking

PATCH PANEL - UNLOADED

PRODUCT NO.: BC6BPP24M1

DESCRIPTION: KB CAT6 24Port Patch Panel Unloaded, Shielded & Un-shielded

The Kaybe CAT6 24-Port Unloaded Patch Panel provides a versatile and efficient solution for structured cabling systems. Unloaded for flexibility, this patch panel allows customization of your network setup with ease, accommodating various connectivity configurations. Designed to meet CAT6 performance standards, the Kaybe 24-Port Unloaded Patch Panel is suitable for both small and large-scale installations. Its 24 ports provide ample capacity for diverse networking needs, ensuring a reliable foundation for high-speed data transmission.

Schematics drawings

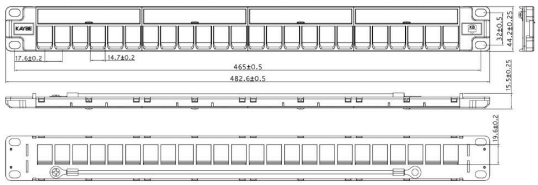

ENVIRONMENTAL PARAMETERS

Operating temperature range	-10°C-+60°C
Storage temperature range	-40°C-70°C
Operating humidity range	10%-90%

MECHANICAL PARAMETERS

Front Frame	1.5 Cold-rolled steel, SPCC,T=1.5mm, with Nickel coating
Cable Holder	Cold-rolled steel, SPCC,T=1.5mm, with plastic powder coating, RAL9004
Plastic Parts	High quality engineering plastic

CAT6 KEYSTONE JACK

PRODUCT NO.: BC6KJ

DESCRIPTION: Cat.6 UTP Keystone Jack

The KAYBE Cat.6 UTP Keystone Jack ensures high-performance network connections with reliable data transmission. Its design allows easy termination and installation in structured cabling systems. Ideal for data centers, office networks, and home installations. The Jack and Housing is made with UL Standards and passes ETL Performance Standards





PRODUCT ATTRIBUTES

- RJ45 8P 8C 50u" Jack
- Supports Termination Of 4-Pair, 22-26 AWG Cables
- Features Universal Labels With Color Coding For T568A And T568B Wiring Standards
- Compatible With 1U 24-Port High-Density Keystone Panels
- 3P/ETL Verified Unshielded Connecting Hardware Compliant With IEC 60603-7, ANSI/TIA-568-C.2, ISO/IEC 11801 And EN 50173-1 Category 6 Specifications

PRODUCT SPECIFICATIONS

RJ45 Jack	Housing: PC, UL94V-0 with Option Color Contact Bracket: PC, UL94V-0 Transparent Colour
RJ45 Jack Contact	Material: Phosphor Bronze with Nickel Plated Finish: 50 micro-inch Gold plated on Plug Contact area
IDC	Housing: PC,UL94V-0 Terminal: Phosphor Bronze with Tin plated IDC CAP: PC, UL94V-0

ELECTRICAL PARAMETERS

Current Rating	1.5 Amps
Insulation Resistance	≥ 500 MΩ
Contact Resistance	≤20 mΩ
DC Resistance	≤ 0.3 Ω
DC/AC Volt Endurance	DC1000V/AC750V 1min

MECHANICAL PARAMETERS

Mating cycles	750 cycles minimum
IDC mating cycles	200 cycles minimum
Operating temperature	-10~60°C
Operating humidity	10%~90%RH
Storage temperature	-40°C TO 68°C

PHYSICALS

Plastic Parts	High quality engineering plastic(PC+ABS、PC UL94-V0)
PCB	FR-4, 1.2mm Thickness
Jack Wire	Phosphor bronze, 50 μ inch gold plating over nickel in contact area
IDC conductor	100 μ inch nickel plating over phosphor bronze; Operating life: Minimum 250 reterminations
Contact compatibility	Accommodates 23 to 26 AWG solid
TIA Cat.6 Perm.Link Test	Worst Pair NEXT Headroom ≥3.0dB

STANDARDS VERIFICATIONS

ANSI/TIA-568-C.2
ISO/IEC 11801
IEC 60603-7
EN 50173-1 Category 6 specifications

ORDERING INFORMATION AS PER FOLLOWS

PART NO	DESCRIPTION	PACKAGING
BC6KJ90	Cat.6 90°UTP Keystone Jack	100pcs/box, 10boxes/ctn
BC6KJ180-1	Cat.6 180°UTP Keystone Jack	100pcs/box, 10boxes/ctn
BC6TLKJ180-2	Cat.6 Mini Size 180°UTP Keystone Jack Toolless Type	100pcs/box, 10boxes/ctn

Copyright © 2024 KAYBE Networking

CAT6 KEYSTONE JACK

PRODUCT NO.: BC6TLKJ180-2

DESCRIPTION: Cat.6 Mini Size 180°UTP Keystone Jack Toolless Type

The KAYBE Cat.6 Mini Size 180° UTP Keystone Jack (Toolless Type) offers quick and hassle-free installation without the need for special tools. Its compact design ensures space efficiency while maintaining high-performance data transmission. Ideal for structured cabling in data centers, offices, and home networks.

Schematics drawings

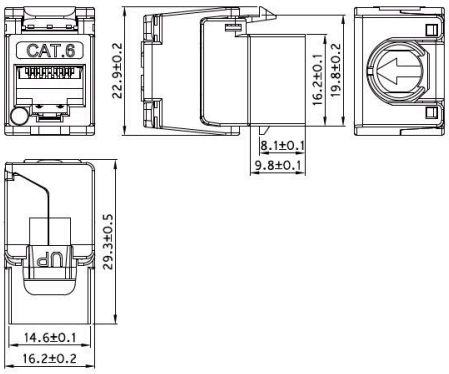

ELECTRICAL PARAMETERS

Current Rating	1.5 Amps
Insulation Resistance	≥ 500 MΩ
Contact Resistance	≤20 mΩ
DC Resistance	≤ 0.3 Ω
DC/AC Volt Endurance	DC1000V/AC750V 1min

MECHANICAL PARAMETERS

Mating cycles	750 cycles minimum
IDC mating cycles	200 cycles minimum
Operating temperature	-10~60°C
Operating humidity	10%~90%RH
Storage temperature	-40°C TO 68°C

PHYSICALS

Plastic Parts	High quality engineering plastic
PCB	FR-4, 1.2mm Thickness
Jack Wire	0.35 mm Phosphor bronze gold (50u") over nickel plating
IDC conductor	0.5mm Phosphor bronze, tin-plating
Contact compatibility	Accommodates 23 to 26 AWG solid
TIA Cat.6 Perm.Link Test	Worst Pair NEXT Headroom ≥3.0dB

STANDARDS VERIFICATIONS

ANSI/TIA-568.2-D
ISO/IEC TR 11801-9901-2014
YDT 926.3-2009
ISO/IEC 60603-7-41

ORDERING INFORMATION AS PER FOLLOWS

PART NO	DESCRIPTION	PACKAGING
BC6TLKJ180-2	Cat.6 Mini Size 180°UTP Keystone Jack Toolless Type	1000pcs/ctn

Copyright © 2024 KAYBE Networking

CAT6A KEYSTONE JACK

PRODUCT NO.: BCAT6FTP180

DESCRIPTION: Cat.6 180° Shielded Toolless Keystone Jack

The KAYBE Cat.6 180° Shielded Toolless Keystone Jack offers reliable, high-speed data transmission with superior shielding to reduce interference. Its toolless design simplifies installation, making it quick and efficient. Ideal for networking in data centers, offices, and residential setups.



Schematics drawings

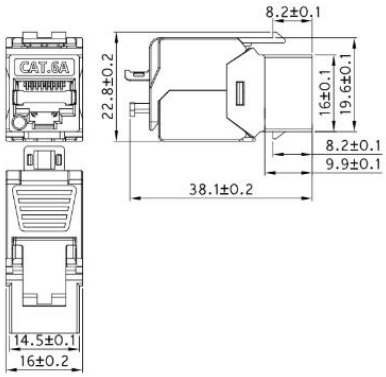

ELECTRICAL PARAMETERS

Current Rating	1.5 Amps
Insulation Resistance	≥ 500 MΩ
Contact Resistance	≤10 mΩ
DC Resistance	≤ 0.1 Ω
DC/AC Volt Endurance	DC1000V/AC750V 1min

MECHANICAL PARAMETERS

Mating cycles	750 cycles minimum
Insertion force	30N max
Retention strength	5kg between jack and plug
IDC mating cycles	200 cycles minimum
Operating temperature	-10~60°C
Operating humidity	10%~90%RH
Storage temperature	-40°C TO 68°C

PHYSICALS

Housing	Zinc Die-Casting with high quality Nickel plating
Plastic Parts	High quality engineering plastic UL 94V-0
PCB	FR-4, 1.2mm Thickness
Jack Wire	0.35 mm Phosphor bronze gold (50u") over nickel plating
IDC conductor	0.5mm Phosphor bronze, tin-plating
Contact compatibility	Accommodates 23 to 26 AWG solid
TIA Cat.6A Perm.Link Test	Worst Pair NEXT Headroom ≥3.0dB

STANDARDS VERIFICATIONS

ANSI/TIA-568.2-D
ISO/IEC 11801 :2002/Amd.2:2010
ISO/IEC 60603-7-51 compliant

ORDERING INFORMATION AS PER FOLLOWS

PART NO	DESCRIPTION	PACKAGING
BCAT6FTP180	Cat.6 180° Shielded Toolless Keystone Jack	500pcs/ctn

Copyright © 2024 KAYBE Networking

CAT6A KEYSTONE JACKS

PRODUCT NO.: BC6AKJ180

DESCRIPTION: Cat.6A 180° Keystone Jacks

The KAYBE Cat.6A 180° Keystone Jack ensures high-speed, interference-free data transmission with its advanced shielding. Its design allows quick and easy installation, making it ideal for structured cabling. Perfect for data centers, enterprise networks, and high-performance applications.

ELECTRICAL PARAMETERS

Current Rating	1.5 Amps
Insulation Resistance	≥ 500 MΩ
Contact Resistance	≤10 mΩ
DC Resistance	≤ 0.1 Ω
DC/AC Volt Endurance	DC1000V/AC750V 1min

MECHANICAL PARAMETERS

Mating cycles	750 cycles minimum
Insertion force	30N max
Retention strength	5kg between jack and plug
IDC mating cycles	200 cycles minimum
Operating temperature	-10~60°C
Operating humidity	10%~90%RH
Storage temperature	-40°C TO 68°C

PHYSICALS

Housing	Zinc Die-Casting with high quality Nickel plating
Plastic Parts	High quality engineering plastic UL 94V-0
PCB	FR-4, 1.2mm Thickness
Jack Wire	0.35 mm Phosphor bronze gold (50u") over nickel plating
IDC conductor	0.5mm Phosphor bronze, tin-plating
Contact compatibility	Accommodates 23 to 26 AWG solid
TIA Cat.6A Perm.Link Test	Worst Pair NEXT Headroom ≥3.0dB

STANDARDS VERIFICATIONS

ANSI/TIA-568.2-D
ISO/IEC 11801 :2002/Amd.2:2010
ISO/IEC 60603-7-51 compliant

ORDERING INFORMATION AS PER FOLLOWS

PART NO	DESCRIPTION	MATERIAL CODE	PACKAGING
BC6AKJ180	Cat.6A 180° Shielded Toolless Keystone Jack	BC6ASTPKJ180-1	50pcs/box, 500pcs/ctn
BC6AKJ180	Cat.6A 180° Keystone Jack	BC6AUTPKJ180-2	50pcs/box, 500pcs/ctn
BC6AKJ180	Cat.6A 180° Coupler Keystone Jack	BC6AFTP-CPL	50pcs/box, 500pcs/ctn

Copyright © 2024 KAYBE Networking

CAT6A KEYSTONE JACK

MATERIAL CODE: BC6AUTPKJ180-2

DESCRIPTION: Cat.6A 180° un-shielded keystone jack

The KAYBE Cat.6A 180° Unshielded Keystone Jack provides reliable high-speed network connections with easy installation and consistent performance. Its 180-degree design ensures a compact and efficient fit for structured cabling systems. Perfect for data centers, offices, and home networking applications.

Schematics drawings

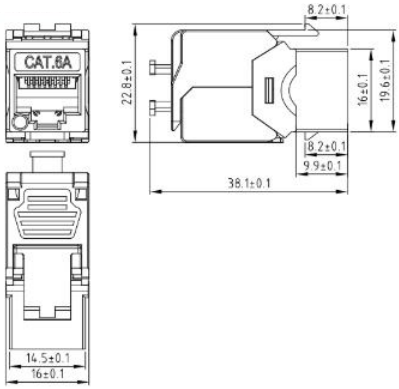

ELECTRICAL PARAMETERS

Current Rating	1.5 Amps
Insulation Resistance	≥ 500 MΩ
Contact Resistance	≤10 mΩ
DC Resistance	≤ 0.1 Ω
DC/AC Volt Endurance	DC1000V/AC750V 1min

MECHANICAL PARAMETERS

Mating cycles	750 cycles minimum
Insertion force	30N max
Retention strength	5kg between jack and plug
IDC mating cycles	200 cycles minimum
Operating temperature	-10~60°C
Operating humidity	10%~90%RH
Storage temperature	-40°C TO 68°C

PHYSICALS

Plastic Parts	High quality engineering plastic
PCB	FR-4, 1.2mm Thickness
Jack Wire	0.35 mm Phosphor bronze gold over nickel plating
IDC conductor	0.5mm Phosphor bronze, tin-plating
Contact compatibility	Accommodates 23 to 26 AWG solid
TIA Cat.6A Perm.Link Test	Worst Pair NEXT Headroom ≥2.0dB

STANDARDS VERIFICATIONS

ANSI/TIA-568.2-D
ISO/IEC 11801 :2002/Amd.2:2010
ISO/IEC 60603-7-41 compliant

ORDERING INFORMATION AS PER FOLLOWS

MATERIAL CODE	DESCRIPTION	PACKAGING
BC6AUTPKJ180-2	Cat.6A 180° un-shielded keystone jack	1000pcs/ctn

PART NO - BC6AKJ180 Series

Copyright © 2024 KAYBE Networking

CAT6A KEYSTONE JACK

MATERIAL CODE: BC6ASTPKJ180-1

DESCRIPTION: Cat.6A 180° Shielded Toolless Keystone Jack

The KAYBE Cat.6A 180° Shielded Toolless Keystone Jack ensures high-speed, interference-free data transmission with its advanced shielding. Its toolless design allows quick and easy installation, making it ideal for structured cabling. Perfect for data centers, enterprise networks, and high-performance applications.



Schematics drawings

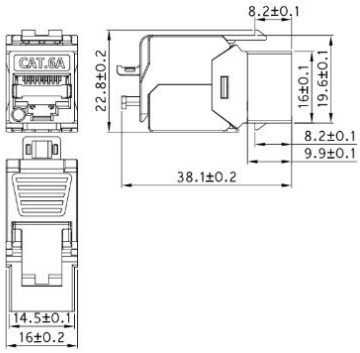

ELECTRICAL PARAMETERS

Current Rating	1.5 Amps
Insulation Resistance	≥ 500 MΩ
Contact Resistance	≤10 mΩ
DC Resistance	≤ 0.1 Ω
DC/AC Volt Endurance	DC1000V/AC750V 1min

MECHANICAL PARAMETERS

Mating cycles	750 cycles minimum
Insertion force	30N max
Retention strength	5kg between jack and plug
IDC mating cycles	200 cycles minimum
Operating temperature	-10~60°C
Operating humidity	10%~90%RH
Storage temperature	-40°C TO 68°C

PHYSICALS

Housing	Zinc Die-Casting with high quality Nickel plating
Plastic Parts	High quality engineering plastic UL 94V-0
PCB	FR-4, 1.2mm Thickness
Jack Wire	0.35 mm Phosphor bronze gold (50u") over nickel plating
IDC conductor	0.5mm Phosphor bronze, tin-plating
Contact compatibility	Accommodates 23 to 26 AWG solid
TIA Cat.6A Perm.Link Test	Worst Pair NEXT Headroom ≥3.0dB

STANDARDS VERIFICATIONS

ANSI/TIA-568.2-D
ISO/IEC 11801 :2002/Amd.2:2010
ISO/IEC 60603-7-51 compliant

ORDERING INFORMATION AS PER FOLLOWS

MATERIAL CODE	DESCRIPTION	PACKAGING
BC6ASTPKJ180-1	Cat.6A 180° Shielded Toolless Keystone Jack	500pcs/ctn

PART NO - BC6AKJ180 Series

Copyright © 2024 KAYBE Networking

CAT.6A FTP KEYSTONE TYPE COUPLER

MATERIAL CODE: BC6AFTP-CPL

DESCRIPTION: Cat.6A Shielded FTP Keystone Inline Coupler

The KAYBE Cat.6A FTP Keystone Type Coupler is a shielded inline RJ45 female-to-female coupler designed to join two Cat6A Ethernet cables while maintaining high-speed 10-Gigabit performance. It fits standard keystone wall plates and patch panels, providing a secure, low-loss connection suitable for structured cabling systems in commercial and enterprise network environments.

Schematics drawings

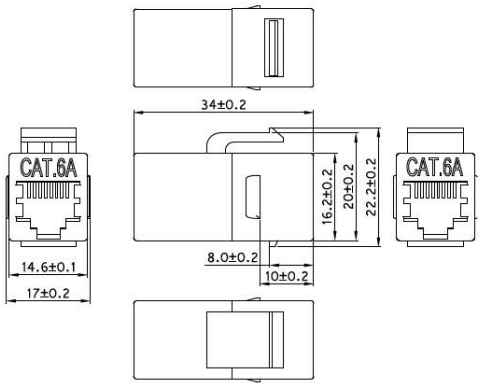

ELECTRICAL PARAMETERS

Current Rating	1.5 Amps
Insulation Resistance	≥ 500 MΩ
Contact Resistance	≤20 mΩ
DC Resistance	≤ 0.3 Ω
DC/AC Volt Endurance	DC1000V/AC750V 1min

MECHANICAL PARAMETERS

Mating cycles	750 cycles minimum
Operating temperature	-10~60°C
Operating humidity	10%~90%RH
Storage temperature	-40°C TO 68°C

PHYSICALS

Plastic Parts	High quality engineering plastic
Shield	Nickel plated brass
PCB	FR-4
Jack Wire	Phosphor bronze gold over nickel plating
TIA Cat.6A Perm.Link Test	Worst Pair NEXT Headroom ≥1.0dB

STANDARDS VERIFICATIONS

ANSI/TIA-568.2-D-2018
ISO/IEC 11801-1-2017
YDT926.3-2009
ISO/IEC 60603-7-51

ORDERING INFORMATION AS PER FOLLOWS

MATERIAL CODE	DESCRIPTION	PACKAGING
BC6AFTP-CPL	Cat.6A FTP Keystone Type Coupler	50pcs/box
BC6AFTP-CPL	Cat.6A FTP Keystone Type Coupler	100pcs/box
BC6AFTP-CPL	Cat.6A FTP Keystone Type Coupler	500pcs/ctn

PART NO - BC6AKJ180 Series

Copyright © 2024 KAYBE Networking

CAT7 KEYSTONE

PRODUCT NO.: C7STPKJ180-4

DESCRIPTION: KB CAT7 10G Grande Series - TOOL LESS SHIELDED KEYSTONE JACK -(UL)

The KAYBE CAT7 10G Grande Series Tool-Less Shielded Keystone Jack (UL) ensures ultra-fast, interference-free data transmission. Its toolless design allows quick and secure installation while maintaining superior shielding. Ideal for high-performance networking in data centers and enterprise environments.



Schematics drawings

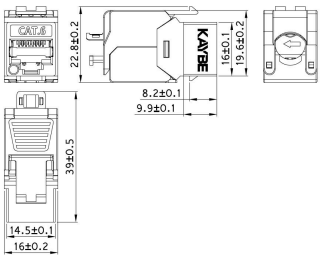

PRODUCT ATTRIBUTES

- High-Density Design For 1U 24/48 Port Keystone Panel.
- Cable-Clamper Design And Pre-Lock IDC Cap Make Installation Efficient.
- IDC Housing Wall Improve Hi-Pot Insulation Performance.
- Component-Rated Performance.
- Support 4PPoE 100W IEEE 802.3bt.
- UL Listed &Amp; RoHS/REACH Compliant.

SPECIFICATIONS

RJ45 Jack	Zinc die-casting with nickel plated
Contact	50 U”
Clamper	PC, UL94V-2
IDC	PC, UL94V-2
PCB	FR4, UL 94V-0
Suitable Cable	23-26AWG stranded and solid wire
Mating Cycles	≥ 750 Cycles
Operating Temperature	-10°C ~ 60°C (ISO/IEC 11801, TIA-568.2-D)
Insertion Force	20N max. (IEC 60603-7-4)

ORDERING INFORMATION AS PER FOLLOWS

PART NO	DESCRIPTION	PACKAGING
C7STPKJ180-4	CAT7 10G - TOOL LESS SHIELDED KEYSTONE JACK - 180 DEGREE (UL)	50PCS/BOX 500PC/CARTON

Copyright © 2024 KAYBE Networking

RJ45 CONNECTORS

PRODUCT NO.: BC6

DESCRIPTION: CAT6 Shielded & Unshielded Modular RJ45 Connectors

The KAYBE CAT6 Shielded & Unshielded Modular RJ45 Connectors ensure secure and high-speed network terminations. Designed for durability and performance, they support reliable data transmission with reduced signal interference. Ideal for structured cabling in data centers, offices, and commercial networks.

SPECIFICATIONS - UTP MODULAR PLUGS

RJ45 Jack Housing & Insert	PC, UL94V-2
RJ45 Jack Contact Terminal Material	Phosphor bronze
RJ45 Jack Contact Terminal Finish	50 micro-inch gold plating
Operating Temperature	-40°C TO 80°C

Copyright © 2024 KAYBE Networking

Schematics drawings

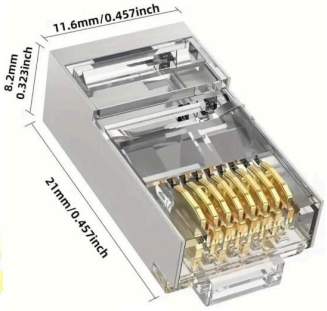

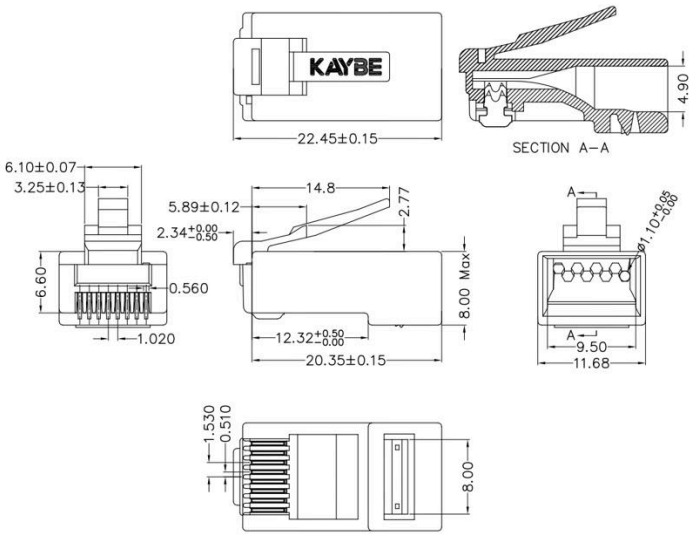

SPECIFICATIONS - FTP MODULAR PLUGS

RJ45 Jack Housing & Insert	PC, UL94V-2
RJ45 Jack Contact Terminal Material	Phosphor bronze with 100 micro-inch nickel plating on contact area
RJ45 Jack Contact Terminal Finish	50 micro-inch gold plating
Insertion Cycles	2000 times
RJ45 Jack Shield	Bronze with Nickel plating
Operating Temperature	-40°C TO 125°C

ORDERING INFORMATION AS PER FOLLOWS

PART NO	DESCRIPTION	PACKAGING
BC6RJ45-100	CAT6 UTP RJ45 50u microns 1pc type	100pc/Jar
BC6RJ45-500	CAT6 UTP RJ45 15u microns 1pc type	500pcs/Bag
BC6FTP-100	CAT6 FTP RJ45 30u microns 1pc type	100pc/Jar
B15RJ45	CAT6 UTP RJ45 15u microns 1pc type	100pc/Jar

Copyright © 2024 KAYBE Networking

RJ45 CONNECTORS

PRODUCT NO.: BC6A/7

DESCRIPTION: CAT6A & CAT7 Modular Plugs

The KAYBE CAT6A & CAT7 Modular Plugs provide high-performance connectivity for ultra-fast data transmission. Designed for precision and durability, they ensure secure terminations with enhanced signal integrity. Ideal for data centers, enterprise networks, and high-speed cabling installations.



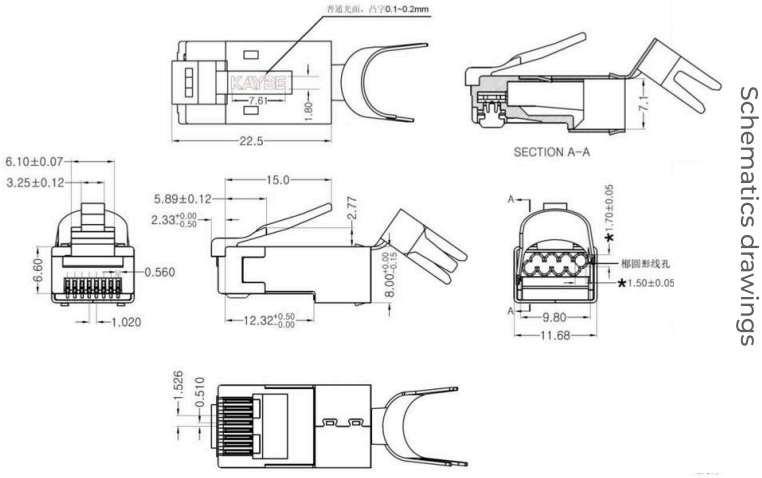

Schematics drawings

PRODUCT ATTRIBUTES

- RJ45 Connector To Larger Cable Solution For 22 To 23 AWG Solid Cable 1.5MM
- Special Wire Hole: Staggered Design Make Performance Better Than Normal RJ45 Plug
- Two Pieces Design: Easy Assembly To Get Great Performance On Cat.7 And CAT6A Ethernet
- Terminal With 3 Prongs Contact Blades: Fit Both Stranded And Solid Wire
- Gold Plating: 50U”

SPECIFICATIONS

Plug	PC, UL 94V-2 or 94V-0
Contact Blade	Copper alloy
Gold Plating	~50U”
Contact Height after Crimping	6.02mm ± 0.13mm
Durability Test	750 times
Dielectric Voltage withstand Test	Test 60S 1000V AC/DC TEST PASS
Tensile Test	≥ 20pround (9.1kg)
Latch Bending Test	over 20 times
Operating Temperature Range	-40°C ~ 70°C
Storage Temperature Range	-40°C ~ 70°C

ORDERING INFORMATION AS PER FOLLOWS

PART NO	DESCRIPTION	PACKAGING
BC6AFTPRJ45-50	CAT6A STP RJ45 50u microns 3pc type	50pc/Jar
BC7STPRJ45-50	CAT.7 STP RJ45 50u microns 2pc type	50pc/Jar

Copyright © 2024 KAYBE Networking

KB NETWORKING

KAYBE®

Right transmission for the future

38 YEARS

OF TRUST, QUALITY & PERFORMANCE

https://kaybenetworking.com

sales@kaybenetworking.com

CERTIFIED QUALITY. TRUSTED WORLDWIDE.